

**VILLAGE OF MT. ZION
MACON COUNTY, ILLINOIS**

Ordinance No.
2022-12

AN ORDINANCE ESTABLISHING A MUNICIPAL BUDGET PURSUANT TO CHAPTER 24, SECTION 8-2-9.1
OF THE ILLINOIS REVISED STATUTES FOR THE FY BEGINNING
JANUARY 1, 2023 AND ENDING DECEMBER 31, 2023

CERTIFICATE

State of Illinois)
)
)
County of Macon)

I, Dawn Reynolds, duly appointed Village Clerk of the Village of Mt. Zion, Macon County, State of Illinois, and as such, custodian of all Village records, do hereby certify that the attached Ordinance No. 2022-12, is a true and correct copy of AN APPROVED ORDINANCE OF THE VILLAGE OF MT. ZION, MACON COUNTY, ILLINOIS that was adopted by the Mt. Zion Village Board on December 19, 2022.

In witness whereof, I hereby set my hand and affix the seal of the Village of Mt. Zion on this 19th day of December, 2022.

Seal



Dawn Reynolds, Village Clerk

ORDINANCE 2022-12

**AN ORDINANCE ESTABLISHING A MUNICIPAL BUDGET
PURSUANT TO CHAPTER 24, SECTION 8-2-9.1 OF THE ILLINOIS REVISED
STATUTES FOR THE FY BEGINNING JANUARY 1, 2023 AND
ENDING DECEMBER 31, 2023**

WHEREAS, the Village of Mt. Zion, Macon County, Illinois, an Illinois Municipal Corporation, has approved the Budget Officer method of annual appropriation; and,

WHEREAS, the designated Municipal Budget Officer has compiled a budget which contains estimates of revenue available, together with recommended expenditures for the FY beginning January 1, 2023, and ending December 31, 2023; and,

WHEREAS, the corporate authorities of the Village of Mt. Zion, having revised said revenue and expenditure estimates and having conducted a public hearing on the final revised budget, are in agreement with said final budget, which is hereto attached and made part of this Ordinance; and,

WHEREAS, passage of the annual budget by the corporate authorities shall be in lieu of passage of the annual appropriations ordinance required by Section 8-2-9.1.

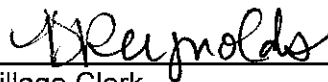
NOW, THEREFORE, BE IT ORDAINED BY THE PRESIDENT AND BOARD OF TRUSTEES OF THE VILLAGE OF MT. ZION, THAT A MUNICIPAL BUDGET IS HEREBY APPROVED FOR THE FY BEGINNING JANUARY 1, 2023 AND ENDING DECEMBER 31, 2023.

Further, the Village Treasurer is hereby directed to file a copy of said budget and this Ordinance with the Macon County Clerk as required by law.

BE IT ORDAINED THIS 19th DAY OF DECEMBER 2022.


MOSE	<u>YEA</u>
SIUDYLA	<u>YEA</u>
RITCHIE	<u>YEA</u>

FRITZSCHE	<u>YEA</u>
KERNAN	<u>ABSENT</u>
SCALES	<u>YEA</u>




Village Clerk

APPROVED:



Village President

ATTEST:



Village Clerk

**VILLAGE OF MT. ZION OPERATING BUDGET
GENERAL FUND - REVENUE BY SOURCE
2023 BUDGET**

		Beginning Cash Balance			\$ 2,774,873
<u>Acct No</u>	<u>Account Description</u>	<u>2020 Prior Year 3 Actual</u>	<u>2021 Prior Year 2 Actual</u>	<u>2022 Prior Year Actual</u>	<u>2023 Current Year Budget</u>
01.11.311	PROPERTY TAXES	468,735	430,787	431,239	470,000
01.11.313	UTILITY TAX	166,775	175,509	178,844	195,000
01.11.315	SIMPLIFIED TELE. TAX	45,054	29,505	25,969	25,000
01.11.321	LIQUOR LICENSES	14,500	15,625	17,604	16,000
01.11.322	GOLF CART LICENSES	1,300	4,805	5,492	5,000
01.11.325	FRANCHISE FEES	137,071	122,412	126,651	126,000
01.11.326	POLICE SERVICES	58,351	57,258	65,268	66,000
01.11.331	PERMITS, BLDG,SIGN,ETC	17,642	14,800	16,946	15,000
01.11.336	RAFFLE PERMITS	17,130	23,190	15,450	16,000
01.11.341	STATE INCOME TAX	633,867	771,907	980,779	900,000
01.11.342	REPLACEMENT TAXES	30,864	54,937	105,442	60,000
01.11.343	VIDEO GAMING	31,520	52,781	67,125	68,000
01.11.344	LOCAL USE TAX	238,496	241,370	239,275	230,741
01.11.345	STATE SALES TAX	369,413	453,886	517,030	498,000
01.11.346	ROAD AND BRIDGE TAXES	121,517	109,676	162,211	160,000
01.11.347	STATE GRANT PROCEEDS	240,879	414,585	394,305	412,400
01.11.351	COURT FINES	14,019	21,483	27,188	21,000
01.11.352	PARKING FINES	200	0	10	10
01.11.374	PARK,RECREATION FEES	3,559	7,210	5,824	6,000
01.11.376	PARK DONATIONS	2,385	42,545	1,916	2,000
01.11.377	FLETCHER PARK EVENTS	0	0	300	15,000
01.11.381	INTEREST INCOME-GENERAL	24,623	23,860	-15,292	5,000
01.11.382	RENTAL CHARGES	62,837	62,837	61,245	61,200
01.11.383	CONTRIBUTIONS BY OTHERS - CIP	0	32,200	0	0
01.11.384	REIMBURSEMENTS	88,908	92,272	98,604	100,000
01.11.385	MISCELLANEOUS FEES	48,910	53,436	21,223	29,000
01.11.386	CONVENTION CENTER RENTALS	36,553	59,021	76,420	85,000
01.11.387	FLETCHER PARK RENTALS	19,360	31,121	22,015	24,000
	TOTAL REVENUES	2,894,470	3,399,016	3,649,084	3,611,351

DISTRIBUTION OF REVENUE BY DEPARTMENT

ADMINISTRATIVE	242,406	230,802	242,413	325,225	
PLANNING & ZONING	66,475	62,831	75,214	98,750	
POLICE	1,112,060	1,165,901	1,248,518	1,481,550	
STREET	418,292	792,013	622,476	1,475,000	
PARKS & RECREATION	429,985	797,855	480,087	513,700	
CONVENTION CENTER	277,785	217,562	226,972	253,800	
	TOTAL EXPENDITURES	2,547,003	3,266,964	2,895,679	4,148,025

Estimated Ending Balance \$ 2,238,199

**VILLAGE OF MT. ZION OPERATING BUDGET
GENERAL FUND - ADMINISTRATIVE DEPARTMENT
2023 BUDGET**

<u>Acct No</u>	<u>Account Description</u>	2020 Prior Year 3 Actual	2021 Prior Year 2 Actual	2022 Prior Year Actual	2023 Current Year Budget
01.11.421	REGULAR SALARIES	57,903	75,202	82,370	90,000
01.11.422	SALARIES, TEMPORARY	0	0	0	0
01.11.423	SALARIES, OVERTIME	0	15	35	200
01.11.451	HEALTH/LIFE DENTAL	9,652	10,678	18,657	20,500
01.11.511	R & M BUILDING	3,856	3,859	950	10,000
01.11.512	R & M EQUIPMENT	463	1,755	1,768	2,000
01.11.513	R & M VEHICLES	0	0	0	0
01.11.533	LEGAL	13,360	18,639	18,197	20,000
01.11.536	JANITORIAL SERVICES	8,390	6,153	5,520	8,000
01.11.551	POSTAGE	681	1,018	450	1,250
01.11.552	TELEPHONE/INTERNET	1,581	1,209	1,575	3,000
01.11.554	PRINTING AND PUBLICATION	2,973	2,577	3,205	4,000
01.11.561	FEES	23,006	18,850	28,926	30,000
01.11.562	TRAVEL	257	781	330	3,000
01.11.563	TRAINING	1,410	1,130	50	3,000
01.11.565	DUES AND SUBSCRIPTIONS	3,085	2,808	2,697	2,000
01.11.571	UTILITIES	4,717	5,803	6,837	10,000
01.11.651	OFFICE SUPPLIES	722	1,040	949	2,000
01.11.652	OTHER SUPPLIES	499	1,304	702	1,250
01.11.653	SMALL EQUIPMENT	2,070	1,238	0	1,000
01.11.654	SUNDRY	62	3	0	250
01.11.820	BUILDING	0	0	7,550	0
01.11.831	EQUIPMENT	0	0	0	0
01.11.871	FURNITURE AND FIXTURES	0	0	0	2,500
01.11.911	ECONOMIC DEVELOPMENT	12,138	17,186	12,745	25,000
01.11.915	SPECIAL PROJECTS	37,275	21,750	17,649	45,000
01.11.929	RESERVE	0	5,653	0	10,000
01.11.999	TRANSFERS OUT-BOND PMT	57,000	31,141	31,250	31,275
	TOTALS	241,099	229,793	242,413	325,225

**VILLAGE OF MT. ZION OPERATING BUDGET
GENERAL FUND - PLANNING & ZONING DEPARTMENT
2023 BUDGET**

<u>Acct No</u>	<u>Account Description</u>	2020 Prior Year 3 Actual	2021 Prior Year 2 Actual	2022 Prior Year Actual	2023 Current Year Budget
01.16.421	SALARIES	51,348	53,649	56,411	69,000
01.16.423	SALARIES, OVERTIME	0	15	35	250
01.16.451	HEALTH/LIFE/DENTAL	8,589	8,464	11,218	15,000
01.16.532	ENGINEERING	5,812	19	7,000	8,000
01.16.533	LEGAL	0	0	0	0
01.16.551	POSTAGE	0	0	0	0
01.16.554	PRINTING/PUBLICATION	97	403	440	750
01.16.561	FEES	629	281	110	750
01.16.563	TRAINING	0	0	0	0
01.16.565	DUES AND SUBSCRIPTIONS	0	0	0	0
01.16.651	OFFICE SUPPLIES	0	0	0	0
01.16.652	OTHER SUPPLIES	0	0	0	0
01.16.654	SUNDRY	0	0	0	0
01.16.929	RESERVE	0	0	0	5,000
	TOTALS	66,475	62,831	75,214	98,750

**VILLAGE OF MT. ZION OPERATING BUDGET
GENERAL FUND - POLICE DEPARTMENT
2023 BUDGET**

<u>Acct No</u>	<u>Account Description</u>	2020 Prior Year 3 Actual	2021 Prior Year 2 Actual	2022 Prior Year Actual	2023 Current Year Budget
01.21.421	REGULAR SALARIES	652,541	668,645	705,265	835,000
01.21.423	OVERTIME SALARIES	10,087	15,109	19,933	20,000
01.21.451	HEALTH/LIFE/DENTAL	216,113	243,635	226,393	280,000
01.21.464	IDS	36,921	38,451	40,727	51,000
01.21.471	UNIFORMS	6,974	8,670	5,724	11,000
01.21.511	R/M BUILDINGS	2,062	1,997	2,708	3,000
01.21.512	R/M EQUIPMENT	4,167	5,382	5,254	5,500
01.21.513	R/M VEHICLES	9,570	5,387	5,188	8,000
01.21.533	LEGAL	9,439	10,604	13,372	14,000
01.21.536	JANITORIAL SERVICES	7,448	7,770	8,809	11,250
01.21.549	CONTRACTUAL SERVICES	1,558	1,857	1,693	17,000
01.21.551	POSTAGE	1,148	887	915	800
01.21.552	TELEPHONE/INTERNET	6,322	6,807	7,318	12,000
01.21.553	RADIO COMMUNICATIONS	7,084	6,330	5,103	7,000
01.21.554	PRINTING/PUBLICATION	934	1,626	2,119	2,100
01.21.561	FEES	50,599	54,529	58,523	57,000
01.21.562	TRAVEL	406	444	231	2,000
01.21.563	TRAINING	5,006	14,213	5,746	12,000
01.21.565	DUES AND SUBSCRIPTIONS	1,340	2,741	-95	2,000
01.21.571	UTILITIES	11,587	11,059	11,109	15,000
01.21.651	OFFICE SUPPLIES	679	1,225	1,667	2,000
01.21.652	OTHER SUPPLIES/EQUIPMENT	1,495	1,444	973	2,400
01.21.653	SMALL EQUIPMENT	3,911	4,476	3,874	9,000
01.21.654	SUNDRY	870	888	766	500
01.21.655	GASOLINE AND OIL	11,036	15,321	20,841	24,000
01.21.711	LEASE PURCHASE PMT	0	0	0	0
01.21.820	BUILDING	11,030	495	2,314	26,000
01.21.831	EQUIPMENT	18,514	10,018	92,049	16,000
01.21.840	VEHICLE	17,631	25,893	0	26,000
01.21.871	FURNITURE, FIXTURES	5,588	0	0	0
01.21.929	RESERVE	0	0	0	10,000
	TOTALS	1,112,060	1,165,901	1,248,518	1,481,550

**VILLAGE OF MT. ZION OPERATING BUDGET
GENERAL FUND - STREET DEPARTMENT
2023 BUDGET**

<u>Acct No</u>	<u>Account Description</u>	2020 Prior Year 3 Actual	2021 Prior Year 2 Actual	2022 Prior Year Actual	2023 Current Year Budget
01.41.421	REGULAR SALARIES	104,150	96,332	105,106	125,000
01.41.422	SALARIES, TEMPORARY	5,745	9,197	7,893	10,000
01.41.423	SALARIES, OVERTIME	1,858	3,026	5,139	6,000
01.41.451	HEALTH/LIFE/DENTAL	44,431	44,901	41,026	50,000
01.41.511	R/M BUILDING	6,273	8,124	4,237	9,000
01.41.512	R/M EQUIPMENT	11,698	10,580	11,494	14,000
01.41.513	R/M VEHICLES	7,487	11,557	10,904	10,000
01.41.514	R/M SYSTEM	29,899	31,249	33,690	40,000
01.41.532	ENGINEERING	18,770	7,118	54,979	150,000
01.41.552	TELEPHONE/INTERNET	4,268	4,571	5,430	6,000
01.41.554	PRINTING AND PUBLICATION	152	258	253	500
01.41.561	FEES	2,428	5,219	7,873	8,000
01.41.562	TRAVEL	0	0	0	750
01.41.563	TRAINING	0	620	0	750
01.41.571	UTILITIES	6,615	7,296	8,823	11,000
01.41.572	STREET LIGHTING	23,475	23,420	25,412	40,000
01.41.651	OFFICE SUPPLIES	309	700	282	900
01.41.652	OTHER SUPPLIES	3,400	4,927	3,588	5,000
01.41.653	SMALL EQUIPMENT	6,212	6,827	6,215	8,000
01.41.654	SUNDRY	0	318	65	100
01.41.655	GASOLINE AND OIL	6,489	8,064	9,966	12,000
01.41.810	LAND/R-O-W ACQUISITION	0	0	0	0
01.41.820	BUILDING	0	0	4,800	0
01.41.831	EQUIPMENT	104,847	13,000	8,500	27,000
01.41.840	VEHICLE	0	0	59,000	0
01.41.852	ARPA GRANT FUNDS	0	157,517	0	631,000
01.41.860	STREET/SIDEWALKS	29,786	272,992	205,480	250,000
01.41.915	SPECIAL PROJECTS	0	64,200	2,320	10,000
01.41.929	RESERVE	0	0	0	50,000
	TOTALS	418,292	792,013	622,476	1,475,000

**VILLAGE OF MT. ZION OPERATING BUDGET
GENERAL FUND - PARKS & RECREATION DEPARTMENT
2023 BUDGET**

<u>Acct No</u>	<u>Account Description</u>	2020 Prior Year 3 Actual	2021 Prior Year 2 Actual	2022 Prior Year Actual	2023 Current Year Budget
01.51.421	REGULAR SALARIES	64,461	65,820	80,200	96,000
01.51.422	SALARIES-TEMPORARY	430	4,652	15,988	13,000
01.51.423	SALARIES-OVERTIME	1,042	1,014	3,222	2,500
01.51.451	HEALTH/LIFE/DENTAL	22,826	23,830	25,222	36,000
01.51.511	R/M BUILDING	6,173	12,103	26,132	30,000
01.51.512	R/M EQUIPMENT	3,882	7,641	2,011	5,000
01.51.532	ENGINEERING	51,362	0	1,068	0
01.51.536	JANITORIAL SERVICES	13,360	14,512	16,505	15,000
01.51.549	CONTRACTUAL SERVICES	7,448	6,968	4,080	7,500
01.51.550	FLETCHER PARK EVENTS	0	1,765	5,028	15,000
01.51.551	POSTAGE	555	323	499	1,000
01.51.552	TELEPHONE/INTERNET	3,102	3,547	5,604	8,500
01.51.554	PRINTING AND PUBLICATION	1,091	1,644	2,977	3,500
01.51.561	FEES	8,676	8,597	8,325	8,500
01.51.562	TRAVEL	175	0	0	750
01.51.563	TRAINING	205	750	0	750
01.51.565	DUES AND SUBSCRIPTIONS	244	244	257	500
01.51.571	UTILITIES	17,406	17,185	25,228	26,000
01.51.629	MAINT. PARK SUPPLIES	4,341	10,880	10,146	12,000
01.51.651	OFFICE SUPPLIES	340	377	326	500
01.51.652	OTHER SUPPLIES	1,897	6,720	17,217	15,000
01.51.653	SMALL EQUIPMENT	1,889	4,653	2,695	2,500
01.51.654	SUNDRY	0	0	0	200
01.51.831	EQUIPMENT	23,776	34,087	19,259	10,000
01.51.840	VEHICLE	0	0	0	0
01.51.860	STREET/SIDEWALKS	300	0	7,275	10,000
01.51.871	FURNITURE AND FIXTURES	0	0	0	0
01.51.911	GRANTS	28,899	374,200	0	0
01.51.915	SPECIAL PROJECTS	0	22,142	17,975	5,000
01.51.916	GRANT-EQUIPMENT	0	0	0	0
01.51.929	RESERVE	0	0	0	5,000
01.51.999	TRANSFERS OUT - BOND PMT	166,104	174,201	177,372	184,000
	Total	429,985	797,855	474,608	513,700

**VILLAGE OF MT. ZION OPERATING BUDGET
GENERAL FUND - CONVENTION CENTER
2023 BUDGET**

<u>Acct No</u>	<u>Account Description</u>	2020 Prior Year 3 Actual	2021 Prior Year 2 Actual	2022 Prior Year Actual	2023 Current Year Budget
01.54.421	REGULAR SALARIES	40,890	42,159	42,658	46,000
01.54.422	REGULAR SALARIES-TEMPORARY	3,571	9,624	10,711	15,000
01.54.423	SALARIES, OVERTIME	0	0	0	0
01.54.451	HEALTH/LIFE/DENTAL	14,774	15,810	7,932	9,000
01.54.511	R/M BUILDING	7,186	7,334	22,005	20,000
01.54.512	R/M EQUIPMENT	3,037	3,102	4,119	5,000
01.54.536	JANITORIAL SERVICES	10,771	14,248	16,691	18,000
01.54.549	CONTRACTUAL SERVICES	6,636	7,518	7,163	8,000
01.54.551	POSTAGE	555	323	499	800
01.54.552	TELEPHONE/INTERNET	2,663	2,633	2,943	3,500
01.54.554	PRINTING AND PUBLICATION	7,216	7,510	8,529	10,000
01.54.561	FEES	4,240	4,010	3,802	5,000
01.54.571	UTILITIES	3,305	4,078	4,702	7,500
01.54.652	OTHER SUPPLIES	746	1,373	1,420	2,000
01.54.653	SMALL EQUIPMENT	2,195	4,015	49	4,000
01.54.654	SUNDRY	0	0	0	0
01.54.820	BUILDING	0	0	0	0
01.54.831	EQUIPMENT	0	0	0	0
01.54.871	FURNITURE AND FIXTURES	0	0	0	0
01.51.929	RESERVE	0	0	0	5,000
01.54.999	TRANSFERS OUT-BOND PMT	170,000	93,825	93,750	95,000
	Total	218,550	149,970	226,972	253,800

**VILLAGE OF MT. ZION OPERATING BUDGET
DRUG FUND
2023 BUDGET**

<u>Acct No</u>	<u>Account Description</u>	2020 Prior Year 3 Actual	2021 Prior Year 2 Actual	2022 Prior Year Actual	2023 Current Year Budget
				Beginning Cash Balance	\$ 3,933
92.90.381	INTEREST INCOME-DRUG	0	0	0	0
92.90.385	MISCELLANEOUS	0	141	254	25
92.90.392	FORFEITURE FUNDS	1,011	0	0	25
	TOTAL REVENUES	1011	141	254	50

DISTRIBUTION OF REVENUE

92.90.561	FEES	0	0	0	0
92.90.652	OTHER SUPPLIES	0	0	0	0
92.90.653	SMALL EQUIPMENT	0	0	0	3,000
92.90.840	VEHICLE	8,750	7926	0	0
92.90.929	RESERVE	0	0	0	0
	TOTAL EXPENDITURES	8750	7926	0	3,000

Estimated Ending Balance \$ 983

**VILLAGE OF MT. ZION OPERATING BUDGET
GAMES FUND
2023 BUDGET**

<u>Acct No</u>	<u>Account Description</u>	2020 Prior Year 3 Actual	2021 Prior Year 2 Actual	2022 Prior Year Actual	2023 Current Year Budget
				Beginning Cash Balance	\$ 9,926
93.90.347	GRANT PROCEEDS	0	1,000	0	0
93.90.348	GAMES TAX	5,359	4,041	5,137	4,000
93.90.381	INTEREST INCOME-GAMES	0	0	0	0
	TOTAL REVENUES	5,359	5,041	5,137	4,000

DISTRIBUTION OF REVENUE

93.90.831	EQUIPMENT	0	0	0	2,000
93.90.840	VEHICLE	8,750	9,500	0	10,000
93.90.911	GRANTS	0	0	0	0
93.90.929	RESERVE	0	2,000	0	0
	TOTAL EXPENDITURES	8,750	11,500	0	12,000

Estimated Ending Balance \$ 1,926

**VILLAGE OF MT. ZION OPERATING BUDGET
DUI FUND
2023 BUDGET**

<u>Acct No</u>	<u>Account Description</u>	2020 Prior Year 3 Actual	2021 Prior Year 2 Actual	2022 Prior Year Actual	2023 Current Year Budget
				Beginning Cash Balance	\$ 19,019
96.90.351	COURT FINES	1,957	3,513	4,373	3,000
96.90.381	INTEREST INCOME	0	0	0	0
	TOTAL REVENUES	1,957	3,513	4,373	3,000

DISTRIBUTION OF REVENUE

96.90.653	SMALL EQUIPMENT	479	0	3,795	5,000
96.90.831	EQUIPMENT	0	0	0	0
96.90.840	VEHICLE	0	0	0	10,000
96.90.929	RESERVE	0	0	0	0
	TOTAL EXPENDITURES	479	0	3,795	15,000

Estimated Ending Balance \$ 7,019

**VILLAGE OF MT. ZION OPERATING BUDGET
CANNABIS REGULATION FUND
2023 BUDGET**

		Beginning Cash Balance			\$ 21,342
<u>Acct No</u>	<u>Account Description</u>	2020 Prior Year 3 Actual	2021 Prior Year 2 Actual	2022 Prior Year Actual	2023 Current Year Budget
97.90.345	SALES TAX	3,385	8,112	9,845	10,000
	TOTAL REVENUES	3385.27	8,112	9,845	10,000
 <u>DISTRIBUTION OF REVENUE</u>					
97.90.653	CONTRACTUAL SERVICES	0	0	0	5,000
97.90.831	OTHER SUPPLIES	0	0	0	0
97.90.840	VEHICLE	0	0	0	10,000
97.90.929	RESERVE	0	0	0	0
	TOTAL EXPENDITURES	0	0	0	15,000
				Estimated Ending Balance	\$ 16,342

**VILLAGE OF MT. ZION OPERATING BUDGET
WATER FUND
2023 BUDGET**

		Beginning Cash Balance			\$ 888,757
<u>Acct No</u>	<u>Account Description</u>	2020 Prior Year 3 Actual	2021 Prior Year 2 Actual	2022 Prior Year Actual	2023 Current Year Budget
51.42.361	WATER SALES	1,644,807	1,641,309	1,516,581	1,695,000
51.42.375	PENALTIES	19,016	16,963	15,356	17,500
51.42.381	INTEREST INCOME	16,471	7,011	-1,793	1,000
51.42.389	OTHER REVENUES	9,098	9,657	7,676	9,000
51.42.391	IEPA LOAN PROCEEDS	0	0	0	0
	TOTAL REVENUES	1,689,391	1,674,940	1,537,820	1,722,500

DISTRIBUTION OF REVENUE

51.42.421	REGULAR SALARIES	278,508	294,657	289,400	355,000
51.42.422	TEMPORARY SALARIES	1,083	5,043	8,027	8,000
51.42.423	OVERTIME	2,597	6,314	7,066	8,000
51.42.427	BONDS	0	0	0	0
51.42.451	HEALTH/LIFE/DENTAL	70,518	73,175	74,979	97,000
51.42.462	SOCIAL SECURITY-TRANSFER	0	0	0	0
51.42.511	R/M BUILDING	3,631	3,882	2,390	6,000
51.42.512	R/M EQUIPMENT	6,388	8,531	6,393	8,500
51.42.513	R/M VEHICLES	2,301	3,276	2,380	5,000
51.42.514	R/M SYSTEM	44,517	68,934	56,315	60,000
51.42.531	ACCOUNTNG/AUDIT-TRANSFER	0	0	0	0
51.42.532	ENGINEERING	758	758	24,616	10,000
51.42.533	LEGAL	609	0	0	2,000
51.42.536	JANITORIAL SERVICES	5,920	6,153	5,520	6,500
51.42.549	CONTRACTUAL SERVICES	0	0	0	30,000
51.42.551	POSTAGE	11,818	11,556	10,620	13,000
51.42.552	TELEPHONE/INTERNET	2,579	2,626	2,847	4,000
51.42.554	PRINTING/PUBLICATION	795	516	2,577	3,000
51.42.561	FEES	18,129	29,386	62,141	37,500
51.42.562	TRAVEL	0	0	132	2,500
51.42.563	TRAINING	1,229	1,238	425	2,500
51.42.565	DUES AND SUBSRPTIONS	967	2,143	962	2,000
51.42.571	UTILITIES	15,393	18,888	18,572	23,000
51.42.575	WATER PURCHASES	760,740	780,527	718,095	810,000
51.42.591	LIABILITY INS - TRANSFER	0	0	0	0
51.42.593	RENTAL FEES	40,818	40,818	40,000	40,000
51.42.651	OFFICE SUPPLIES	600	915	501	1,000
51.42.652	OTHER SUPPLIES	5,730	8,222	6,055	9,000
51.42.653	SMALL EQUIPMENT	2,402	3,953	1,943	5,000
51.42.655	GASOLINE/OIL	6,251	8,064	9,902	12,000
51.42.711	IEPA LOAN PAYMENT	37,481	35,759	142,088	143,000
51.42.831	EQUIPMENT	7,518	847	6,084	8,000
51.42.832	METERS	17,446	59,950	9,938	200,000
51.42.840	VEHICLE	0	0	0	0
51.42.852	SYSTEM	96,994	16,677	62,460	20,000
51.42.929	RESERVE	0	5,178	0	10,000
	TOTAL EXPENDITURES	1,443,721	1,497,986	1,572,429	1,941,500

Estimated Ending Balance \$ 669,757

**VILLAGE OF MT. ZION OPERATING BUDGET
SEWER FUND
2023 BUDGET**

Beginning Cash Balance \$ 132,965

<u>Account Description</u>	2020 Prior Year 3 Actual	2021 Prior Year 2 Actual	2022 Prior Year Actual	2023 Current Year Budget
52.43.362 SEWER CHARGES	466,923	475,631	506,138	580,000
52.43.363 LONG CREEK SEWER CHARGES	36,047	35,600	31,892	37,000
52.43.375 PENALTIES	5,741	5,183	5,424	6,000
52.43.381 INTEREST INCOME	445	287	528	200
52.43.389 OTHER REVENUES	3,300	2,790	1,667	1,000
TOTAL REVENUES	512,456	519,491	545,648	624,200

DISTRIBUTION OF REVENUE

52.43.421 REGULAR SALARIES	108,675	116,401	120,984	136,000
52.43.422 TEMPORARY SALARIES	0	0	148	0
52.43.423 OVERTIME SALARIES	268	872	1,214	2,500
52.43.451 HEALTH/LIFE/DENTAL	33,691	34,266	37,081	42,000
52.43.462 SOCIAL SECURITY-TRANSFER	0	0	0	0
52.43.511 R/M BUILDINGS	2,129	4,190	822	4,000
52.43.512 R/M EQUIPMENT	2,406	5,937	6,042	6,500
52.43.513 R/M VEHICLES	429	1,849	505	2,000
52.43.514 R/M SYSTEM	17,914	32,273	10,956	30,000
52.43.532 ENGINEERING	0	0	20,564	0
52.43.533 LEGAL	0	0	0	0
52.43.536 JANITORIAL SERVICES	5,920	6,153	5,520	6,500
52.43.551 POSTAGE	7,207	7,313	6,686	8,500
52.43.552 TELEPHONE/INTERNET	1,872	1,918	2,163	3,000
52.43.554 PRINTING AND PUBLICATION	453	351	1,940	2,000
52.43.561 FEES	7,100	7,944	7,979	8,000
52.43.562 TRAVEL	0	0	0	0
52.43.563 TRAINING	0	388	0	0
52.43.571 UTILITIES	5,866	7,476	7,572	10,000
52.43.578 SEWER TREATMENT CHARGES	222,677	229,001	217,150	260,000
52.43.593 RENTAL FEES	20,818	20,818	20,000	20,000
52.43.651 OFFICE SUPPLIES	448	553	338	750
52.43.652 OTHER SUPPLIES	0	848	0	1,000
52.43.653 SMALL EQUIPMENT	78	2,468	0	2,000
52.43.654 SUNDRY	0	0	0	100
52.43.655 GASOLINE AND OIL	6,251	8,064	9,902	10,000
52.43.831 EQUIPMENT	0	0	0	0
52.43.832 METERS	14,559	12,499	0	25,000
52.43.840 VEHICLE	0	0	0	0
52.43.852 SYSTEM	0	0	0	0
52.43.890 SEWER REHAB	1,000	4,500	500	15,000
52.43.929 RESERVE	0	38	0	10,000
52.43.999 EQUIPMENT ABANDONED	0	0	0	0
TOTAL EXPENDITURES	459,760	506,121	478,065	604,850

Estimated Ending Balance \$ 152,315

**VILLAGE OF MT. ZION OPERATING BUDGET
AUDIT FUND
2023 BUDGET**

		Beginning Cash Balance \$ 21,458			
<u>Acct No</u>	<u>Account Description</u>	2020 Prior Year 3 Actual	2021 Prior Year 2 Actual	2022 Prior Year Actual	2023 Current Year Budget
11.11.311	PROPERTY TAXES	19,854	19,324	24,104	31,000
11.11.381	INTEREST	122	-254	-829	100
11.11.393	TRANSFERS IN	0	21	0	0
	TOTAL REVENUES	19,976	19,091	23,275	31,100
<u>DISTRIBUTION OF REVENUE</u>					
11.11.531	ACCOUNTING/AUDITING	20,190	27,823	23,095	29,000
11.11.929	RESERVE	0	242	0	3,000
	TOTAL EXPENDITURES	20,190	28,065	23,095	32,000
Estimated Ending Balance					\$ 20,558

**VILLAGE OF MT. ZION OPERATING BUDGET
LIABILITY INSURANCE FUND
2023 BUDGET**

			Beginning Cash Balance	\$ 121,182
		2020	2021	2022
		Prior Year 3	Prior Year 2	Prior Year
		Actual	Actual	Actual
				2023
				Current Year
<u>Acct No</u>	<u>Account Description</u>			Budget
14.11.311	PROPERTY TAXES	79,786	85,549	89,631
14.11.381	INTEREST INCOME	115	-240	-784
14.11.393	TRANSFERS IN	0	23	0
	TOTAL REVENUES	79,901	85,331	88,846
				119,000
				100
				0
				119,100
 <u>DISTRIBUTION OF REVENUE</u>				
14.11.591	LIABILITY INS	78,752	77,722	3,089
14.11.929	RESERVE	0	266	0
	TOTAL EXPENDITURES	78,752	77,988	3,089
				110,000
				20,000
				130,000
			Estimated Ending Balance	\$ 110,282

**VILLAGE OF MT. ZION OPERATING BUDGET
IMRF FUND
2023 BUDGET**

		Beginning Cash Balance			\$ 109,251
<u>Acct No</u>	<u>Account Description</u>	2020 Prior Year 3 Actual	2021 Prior Year 2 Actual	2022 Prior Year Actual	2023 Current Year Budget
16.98.311	PROPERTY TAXES	52,323	73,274	76,667	77,000
16.98.381	INTEREST INCOME	272	-236	-604	100
16.98.393	TRANSERS IN	0	100	0	0
	TOTAL REVENUES	52,595	73,137	76,062	77,100
 <u>DISTRIBUTION OF REVENUE</u>					
16.98.462	IMRF-VILLAGE	79,917	71,927	41,385	74,000
16.98.561	FEES	0	0	0	0
16.98.929	RESERVE	0	1,160	0	5,000
	TOTAL EXPENDITURES	79,917	73,086	41,385	79,000
				Estimated Ending Balance	\$ 107,351

**VILLAGE OF MT. ZION OPERATING BUDGET
CROSSING GUARD FUND
2023 BUDGET**

		Beginning Cash Balance			\$ 17,134
<u>Acct No</u>	<u>Account Description</u>	2020 Prior Year 3 Actual	2021 Prior Year 2 Actual	2022 Prior Year Actual	2023 Current Year Budget
18.25.311	PROPERTY TAXES	1,331	982	3,480	5,000
18.25.381	INTEREST INCOME	94	-197	-644	100
	TOTAL REVENUES	1,425	785	2,836	5,100
 <u>DISTRIBUTION OF REVENUE</u>					
18.25.421	REGULAR SALARIES	1,560	2,530	2,840	5,000
18.25.929	RESERVE	0	188	0	0
	TOTAL EXPENDITURES	1,560	2,718	2,840	5,000
				Estimated Ending Balance	\$ 17,234

**VILLAGE OF MT. ZION OPERATING BUDGET
SOCIAL SECURITY FUND
2023 BUDGET**

<u>Acct No</u>	<u>Account Description</u>	2020 Prior Year 3 Actual	2021 Prior Year 2 Actual	2022 Prior Year Actual	2023 Current Year Budget
				Beginning Cash Balance	\$ 26,668
19.99.311	PROPERTY TAXES	53,492	60,006	60,318	99,000
19.99.381	INTEREST INCOME	219	-458	-1,393	100
19.99.393	TRANSFERS IN	0	73	0	0
	TOTAL REVENUES	53,712	59,621	58,925	99,100
 <u>DISTRIBUTION OF REVENUE</u>					
19.99.461	SOCIAL SECURITY-VILLAGE	62,897	68,357	72,972	95,000
19.99.929	RESERVE	0	856	0	5,000
	TOTAL EXPENDITURES	62,897	69,212	72,972	100,000
				Estimated Ending Balance	\$ 25,768

**VILLAGE OF MT. ZION OPERATING BUDGET
UNEMPLOYMENT COMPENSATION FUND
2023 BUDGET**

<u>Acct No</u>	<u>Account Description</u>	2020 Prior Year 3 Actual	2021 Prior Year 2 Actual	2022 Prior Year Actual	2023 Current Year Budget
				Beginning Cash Balance	\$ 43,993
20.97.311	PROPERTY TAXES	1,331	982	1,212	4,000
20.97.381	INTEREST INCOME	215	-450	-1,427	100
20.97.393	TRANSFERS IN	0	69	0	0
	TOTAL REVENUES	1,546	601.21	-215	4,100
 <u>DISTRIBUTION OF REVENUE</u>					
20.97.453	UNEMPLOYMENT COMP	0	0	0	25,000
20.97.929	RESERVE	0	802	0	5,000
	TOTAL EXPENDITURES	0	802	0	30,000
				Estimated Ending Balance	\$ 18,093

**VILLAGE OF MT. ZION OPERATING BUDGET
LEASE PURCHASE FUND
2023 BUDGET**

		Beginning Cash Balance			\$ 18,764
<u>Acct No</u>	<u>Account Description</u>	2020 Prior Year 3 Actual	2021 Prior Year 2 Actual	2022 Prior Year Actual	2023 Current Year Budget
40.83.311	PROPERTY TAXES	18,246	16,577	16,277	16,500
40.83.381	INTEREST	13	-26	2	10
	TOTAL REVENUES	18,259	16,551	16,279	16,510
 <u>DISTRIBUTION OF REVENUE</u>					
40.83.711	LEASE PURCHASE PAYMENTS	13,545	13,545	13,968	14,500
40.83.720	INTEREST EXPENSE	1,962	2,767	2,319	2,000
	TOTAL EXPENDITURES	15,507	16,312	16,287	16,500
				Estimated Ending Balance	\$ 18,774

**VILLAGE OF MT. ZION OPERATING BUDGET
MOTOR FUEL TAX FUND
2023 BUDGET**

		Beginning Cash Balance			\$ 604,155
<u>Acct No</u>	<u>Account Description</u>	2020 Prior Year 3 Actual	2021 Prior Year 2 Actual	2022 Prior Year Actual	2023 Current Year Budget
15.75.343	MFT RECEIPTS	233,564	236,628	235,677	260,000
15.75.344	MFT REBUILD ILLINOIS	128,139	128,139	128,139	0
15.75.381	INTEREST INCOME	512	209	288	100
15.75.384	REIMBURSEMENTS	1,572	3,028	8,764	4,000
	TOTAL REVENUES	363,787	368,004	372,867	264,100
 <u>DISTRIBUTION OF REVENUE</u>					
15.75.532	ENGINEERING	15,647	0	2,180	25,000
15.75.810	LAND/R.O.W.	0	0	0	0
15.75.852	SYSTEM	359,046	268,634	249,959	750,000
15.75.929	RESERVE	0	0	0	0
	TOTAL EXPENDITURES	374,693	268,634	252,139	775,000
				Estimated Ending Balance	\$ 93,255

**VILLAGE OF MT. ZION OPERATING BUDGET
BUSINESS DEVELOPMENT DISTRICT FUND
2023 BUDGET**

		Beginning Cash Balance			\$ 489,553
<u>Acct No</u>	<u>Account Description</u>	2020 Prior Year 3 Actual	2021 Prior Year 2 Actual	2022 Prior Year Actual	2023 Current Year Budget
36.75.345	SALES TAX - BDD	0	217,554	314,839	315,000
36.75.381	INTEREST INCOME	0	34	152	100
36.75.384	REIMBURSEMENTS	0	0	0	0
	TOTAL REVENUES	0	217,588	314,991	315,100
 <u>DISTRIBUTION OF REVENUE</u>					
36.75.531	ACCOUNTING/AUDIT	0	0	500	500
36.75.533	LEGAL	0	410	706	2,500
36.75.534	OTHER CAPITAL PROJECTS	0	0	0	600,000
36.75.549	CONTRACTUAL SERVICES	11,113	1,638	2,955	6,000
36.75.654	MISCELLANEOUS	0	0	0	1,000
36.75.915	REDEVELOPMENT AGREEMENTS	0	9,201	13,148	100,000
37.75.929	RESERVE	0	0	0	0
	TOTAL EXPENDITURES	11,113	11,248	17,309	710,000
Estimated Ending Balance					\$ 94,653

**VILLAGE OF MT. ZION OPERATING BUDGET
GUSTIN NELSON TAX INCREMENT FINANCING FUND
2023 BUDGET**

		Beginning Cash Balance	\$ 411,990		
		2020	2021	2022	
		Prior Year 3	Prior Year 2	Prior Year	
Acct No	Account Description	Actual	Actual	Actual	
				2023	
				Current Year	
				Budget	
37.75.311	PROPERTY TAXES	546,492	473,397	495,645	0
37.75.345	SALES TAX	0	0	0	0
37.75.381	INTEREST INCOME	138	115	151	0
37.75.389	TIF STATE PAYMENTS	0	0	0	0
	TOTAL REVENUES	546,630	473,512	495,795	0

DISTRIBUTION OF REVENUE

37.75.514	R/M SYSTEM	306,565	0	0	0
37.75.531	ACCOUNTING/AUDIT	0	0	500	0
37.75.532	ENGINEERING	1,062	0	0	0
37.75.533	LEGAL	3,312	1,992	1,231	0
37.75.534	OTHER CAPITAL PROJECTS	0	0	0	0
37.75.549	CONTRACTUAL SERVICES	13,909	6,185	7,751	0
37.75.565	DUES AND SUBSCRIPTIONS	0	0	550	0
37.75.915	REDEVELOPMENT AGREEMENTS	0	351,660	336,695	0
37.75.929	RESERVE	0	0	0	0
37.75.999	TRANSFER OUT-BOND PAYMENT	115,147	0	0	0
	TOTAL EXPENDITURES	439,994	359,836	346,727	0

Estimated Ending Balance \$ 411,990

**VILLAGE OF MT. ZION OPERATING BUDGET
ROUTE 121 TAX INCREMENT FINANCING FUND
2023 BUDGET**

		Beginning Cash Balance			\$ 130,939
<u>Acct No</u>	<u>Account Description</u>	2020 Prior Year 3 Actual	2021 Prior Year 2 Actual	2022 Prior Year Actual	2023 Current Year Budget
38.73.311	PROPERTY TAXES	0	47,770	114,679	200,000
38.73.381	INTEREST INCOME	0	8	26	100
38.73.384	REIMBURSEMENTS	0	0	0	0
38.73.393	TRANSFERS IN	0	0	0	0
	TOTAL REVENUES	0	47,778	114,705	200,100

DISTRIBUTION OF REVENUE

38.73.531	ACCOUNTING/AUDIT	0	0	500	500
38.73.532	ENGINEERING	0	0	0	30,000
38.73.533	LEGAL	0	907	1,255	2,000
38.73.534	OTHER CAPITAL PROJECTS	0	0	0	275,000
38.73.548	SURPLUS REFUND	0	0	0	40,000
38.73.549	CONTRACTUAL SERVICES	0	1,820	27,063	5,000
38.73.565	DUES AND SUBSCRIPTIONS	0	0	0	1,000
38.73.654	MISCELLANEOUS	0	0	0	0
38.73.852	SYSTEM IMPROVEMENTS	0	0	0	0
38.73.915	REDEVELOPMENT AGREEMENTS	0	0	0	140,000
38.73.929	RESERVE	0	0	0	50,000
	TOTAL EXPENDITURES	0	2,727	28,818	543,500

Estimated Ending Balance \$ (212,461)

**VILLAGE OF MT. ZION OPERATING BUDGET
2019 G.O. CAPITAL PROJECTS FUND
2023 BUDGET**

<u>Acct No</u>	<u>Account Description</u>	2020 Prior Year 3 Actual	2021 Prior Year 2 Actual	2022 Prior Year Actual	2023 Current Year Budget
				Beginning Cash Balance	\$ -
45.81.381	INTEREST INCOME	0	0	0	0
45.81.391	BOND PROCEEDS	0	0	0	0
	TOTAL REVENUES	0	0	0	0
 <u>DISTRIBUTION OF REVENUE</u>					
45.81.852	SYSTEM	9,462	379,395	0	0
	TOTAL EXPENDITURES	9,462	379,395	0	0
				Estimated Ending Balance	\$ -

**VILLAGE OF MT. ZION OPERATING BUDGET
2019 B & I REPAYMENT FUND
2023 BUDGET**

<u>Acct No</u>	<u>Account Description</u>	2020 Prior Year 3 Actual	2021 Prior Year 2 Actual	2022 Prior Year Actual	2023 Current Year Budget
				Beginning Cash Balance	\$ 1,586
46.82.311	PROPERTY TAXES	152,526	155,071	153,525	164,000
	TOTAL REVENUES	152,526	155,071	153,525	164,000
 <u>DISTRIBUTION OF REVENUE</u>					
46.82.710	BOND PRINCIPAL	134,100	138,800	144,800	158,800
46.82.720	BOND INTEREST	17,591	14,378	9,867	5,200
46.82.929	RESERVE	0	0	0	0
46.82.952	CLOSE ACCOUNT	0	0	0	0
	TOTAL EXPENDITURES	151,691	153,178	154,667	164,000
				Estimated Ending Balance	\$ 1,586

**VILLAGE OF MT. ZION OPERATING BUDGET
CONVENTION CENTER B & I FUND
2023 BUDGET**

<u>Acct No</u>	<u>Account Description</u>	2020 Prior Year 3 Actual	2021 Prior Year 2 Actual	2022 Prior Year Actual	2023 Current Year Budget
				Beginning Cash Balance	\$ 16,847
69.82.384	REIMBURSEMENTS	0	0	0	0
69.82.393	TRANSFER IN	227,000	124,966	125,000	126,275
	TOTAL REVENUES	227,000	124,966	125,000	126,275
 <u>DISTRIBUTION OF REVENUE</u>					
69.82.561	FEES	0	0	0	0
69.82.710	BOND PRINCIPAL	1,715,000	97,100	98,300	99,500
69.82.720	BOND INTEREST	96,790	27,866	26,700	25,500
	TOTAL EXPENDITURES	1,811,790	124,966	125,000	125,000
				Estimated Ending Balance	\$ 18,122

**VILLAGE OF MT. ZION OPERATING BUDGET
2009 FLETCHER/TIF B & I REPAYMENT FUND
2023 BUDGET**

		Beginning Cash Balance			\$ 39,686
<u>Acct No</u>	<u>Account Description</u>	2020 Prior Year 3 Actual	2021 Prior Year 2 Actual	2022 Prior Year Actual	2023 Current Year Budget
74.82.311	PROPERTY TAX - TIF	0	0	0	0
74.82.313	UTILITY TAXES	0	0	0	0
74.82.315	SIMPLIFIED TELE. TAX	0	0	0	0
74.82.381	INTEREST INCOME	938	212	73	0
74.82.393	TRANSFERS IN	281,251	174,201	177,372	184,000
	TOTAL REVENUES	282,190	174,413	177,445	184,000
<u>DISTRIBUTION OF REVENUE</u>					
74.82.710	BOND PRINCIPAL	268,000	155,000	160,000	165,000
74.82.720	BOND INTEREST	29,689	24,705	21,869	19,000
74.82.929	RESERVE	0	0	0	0
74.82.952	CLOSE ACCOUNT	0	0	0	0
	TOTAL EXPENDITURES	297,689	179,705	181,869	184,000
Estimated Ending Balance					\$ 39,686

**VILLAGE OF MT. ZION OPERATING BUDGET
POLICE PENSION FUND
2023 BUDGET**

		Beginning Cash Balance			\$ 3,022,419
<u>Acct No</u>	<u>Account Description</u>	2020 Prior Year 3 Actual	2021 Prior Year 2 Actual	2022 Prior Year Actual	2023 Current Year Budget
79.85.311	PROPERTY TAXES	404,495	348,597	313,316	216,000
79.85.381	INTEREST INCOME	108,431	170,249	-359,044	100,000
79.85.388	MEMBER CONTRIBUTIONS	57,668	59,599	62,868	60,000
	TOTAL REVENUES	570,594	578,445	17,140	376,000
<u>DISTRIBUTION OF REVENUE</u>					
79.85.421	PENSIONS/REFUNDS	94,821	98,370	67,251	120,000
79.85.533	LEGAL	2,280	2,557	6,144	8,000
79.85.561	FEES	20,692	24,754	22,839	40,000
79.85.562	TRAVEL	0	0	0	500
79.85.563	TRAINING	250	925	0	3,000
79.85.565	DUES AND SUBSCRIPTIONS	795	795	0	800
79.85.651	OFFICE SUPPLIES	0	0	0	100
79.85.929	RESERVE	0	0	0	30,000
	TOTAL EXPENDITURES	118,838	127,401	96,233	202,400
					Estimated Ending Balance \$ 3,196,019